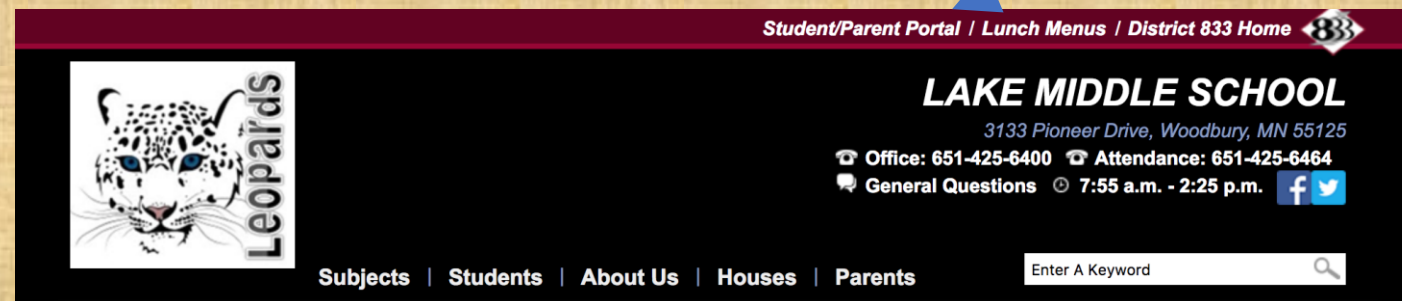


How do grades on Parent
Portal work?

Parent Portal (Infinite Campus...same thing!) website

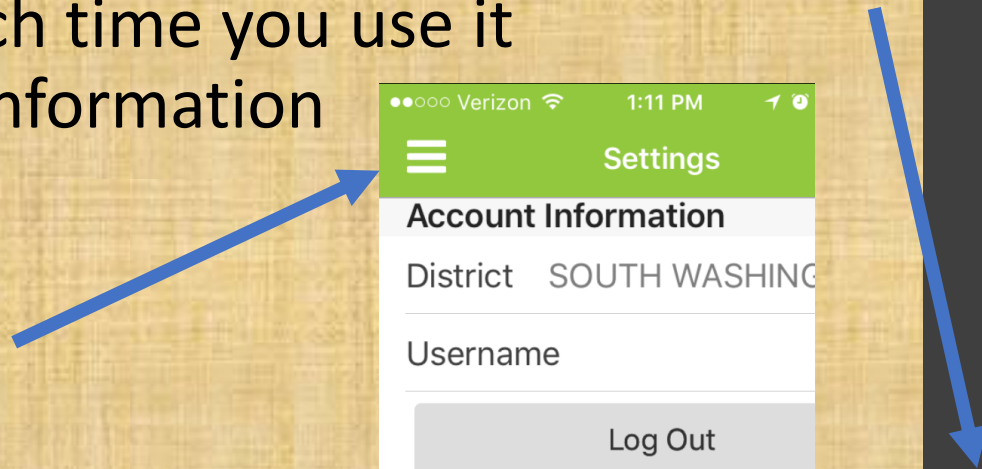
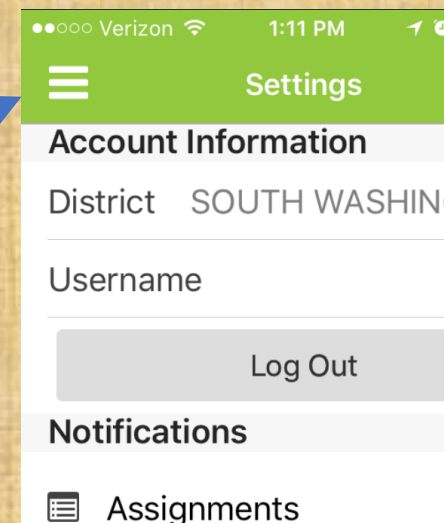
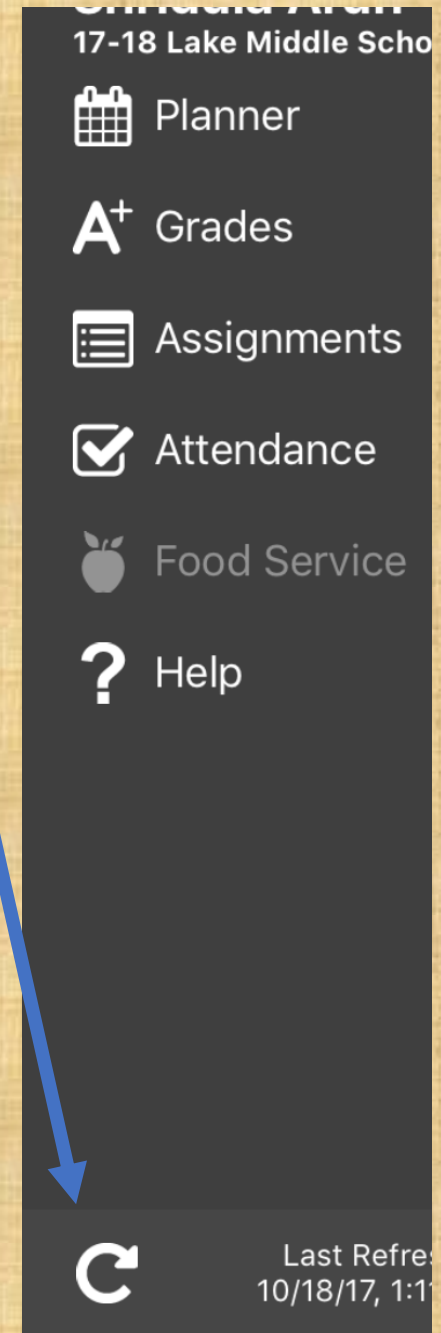

- Go to the make [Lake Middle School website](#) and click on the “Student/Parent Portal” section



- Your username and password are your computer username and login. (NO @apps.....)
- IF you are asked to enter an email on your first log in, enter your school email with the @apps part

Infinite Campus App

- There is a free app that allows you to check your grade easily on a regular basis
- District: South Washington County
- You must REFRESH your app each time you use it or you will not see the current information



There are 6 terms listed in Parent Portal

1	2	3	4	5	6
---	---	---	---	---	---

Core Classes including Gym/Music run on a trimester schedule

1	2	3	4	5	6
Trimester 1		Trimester 2		Trimester 3	

Your final grades for these classes are reported in terms 2, 4, and 6. At the beginning of a trimester, your grade resets and starts over.

Semester classes

1	2	3	4	5	6
Semester 1			Semester 2		

Your semester classes last for half of the year. Your final grade for these classes are reported in terms 3 and 6.

Progress grades

- At the halfway point of a trimester, teachers are asked to enter a progress grade to show where you are at at the half-way point. Although these are recorded in term 1, they are not final grades.

1	2	3	4	5	6
Trimester 1		Trimester 2		Trimester 3	

1	2	3	4	5	6
Semester 1			Semester 2		

Where do I look to check my current grades in my classes?

During the first Trimester:

- Trimester classes: Term 2
- Semester classes: Term 3

During the second Trimester:

- Trimester classes: Term 4
- Semester classes: Term 3 for the or 6 depending on what semester you are in

During the third Trimester:

- Trimester classes: Term 6
- Semester classes: Term 6